

KANNONYAMA FRUIT GARDEN

観音山フルーツガーデン

INTERN GUIDE

2023



ABOUT US

Once a humble farm, Kannonyama was first established in 1911 by Kichibei and Oyoshi in the foothills of Kannon Mountain (Kannon-yama). With each generation, the company has steadily grown and acquired invaluable knowledge and experience along the way .

Kannonyama Fruit Garden is now run by the 5th and 6th generation of the founding family, the Kodamas, and employs upwards of 30 staff.





TABLE OF CONTENT

HOW TO GET HERE

①

LIVING & EXPENSES

②

WHAT TO BRING

③

THE WORK

④

DAYS-OFF

⑤

MISCELLANEOUS

⑥

HOW TO GET HERE

①



Kannonyama Fruits Garden is located about 25km (40 minutes) south-east of the Kansai International Airport (KIX), Osaka. International interns arriving from there will be picked up by a staff member and brought to the company house or office.




For those travelling domestically or transferring from other airports, incoming interns are advised to travel to one of the train stations nearby Kinokawa. These include either Kokawa Station or Nate Station (JR Wakayama Line). From there a staff member can transport you to the company house or office.

HOW TO GET HERE

1



BY CAR:



If you do happen to come by car, our address is:

3186-126 Kokawa, Kinokawa, Wakayama 649-6531

〒649-6531 和歌山県紀の川市粉河3186-126



*link to the house on Google Maps :
<https://shorturl.at/cesz0>*



*link to the office on Google Maps :
<https://shorturl.at/cesz0>*

LIVING & EXPENSES

②



THE HOUSE :

The company will provide housing (shataku - 社宅) for you to live in during your internship. There are 2 houses; one for women and one for men. All housing costs are covered, including electricity, water and internet. Moreover, 4 bikes (2 electrical - 2 normal) will be given by the company.

Generally, you will have your own room, which will come with a futon, linen, a heater in the winter and all year-round a powerful AC in each room. You will share a bathroom and kitchen, which are all fully equipped. Please note that if the number of interns exceeds our housing capacity you may be asked to share a room with another intern.

The houses are around a 20 minute walk from the company but an employee can provide rides to and from work. If you are able to get an international license for the duration of your stay you can take a company car too with the permission of Kannonyama.

LIVING & EXPENSES ②

THE HOUSE :





LIVING & EXPENSES

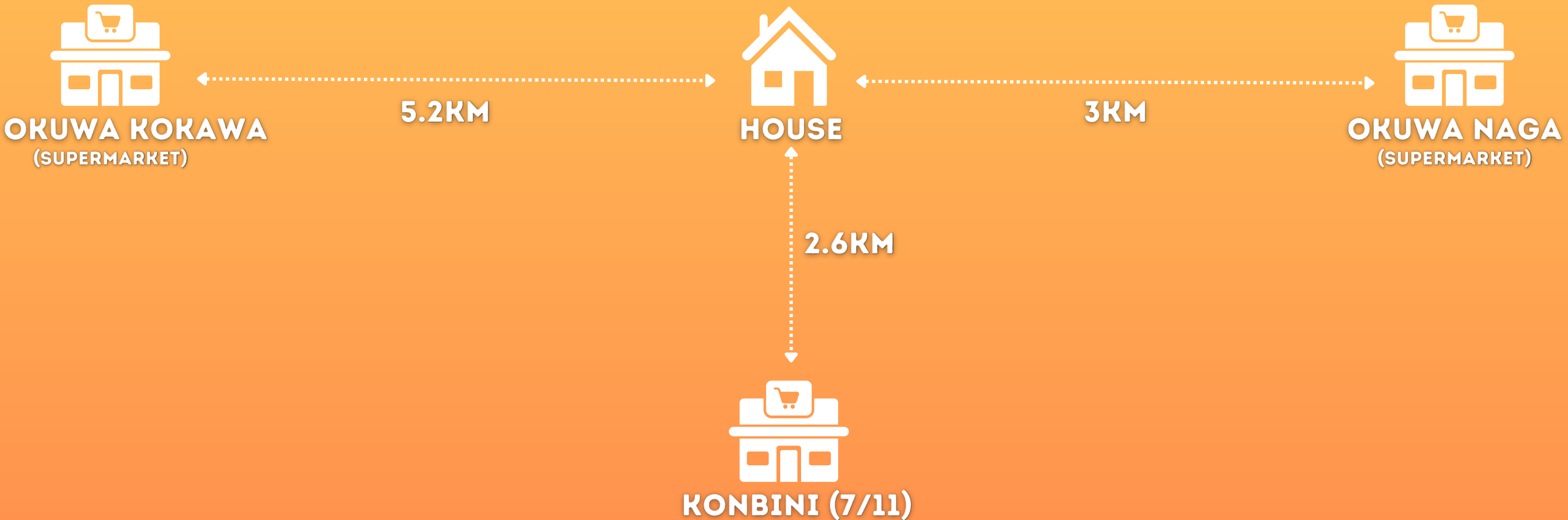
2

Each week you will receive an allowance from the company that is to be used for food and hygiene at the grocery stores (the exact amount can vary depending on time and number of interns).

Shopping can be done as needed per week, and, if you purchase household products (soap, toiletries,...) you will be reimbursed by the company by showing the receipt. It should be noted that if an intern wants any personal items, souvenirs, luxury items, etc. these will be at the intern's own expense.

Grocery shopping can be done by a staff of the company or by one the interns with a driver licence at local supermarkets. There is also some konbini which can be accessed by bike.

LIVING & EXPENSES ②





WHAT TO BRING

3

- Old/cheap clothes and shoes

Working in the field can get dirty at times depending on the activity and weather. Hiking boots or gumboots are ideal for these days (note that the company can lend you some gumboots)

- Long-shirts and pants

Working in the field often involves being amongst prickly shrubs and insects and long clothes create a much-needed barrier.

- Comfortable shoes

You will be standing all day (whatever job you have) so bring shoes that you know are comfortable for you and are easy to put on and remove.

WINTER & SUMMER



WHAT TO BRING

3

In Summer the weather in Wakayama is extremely hot and humid therefore you should bring : *→ this can also apply in late spring**

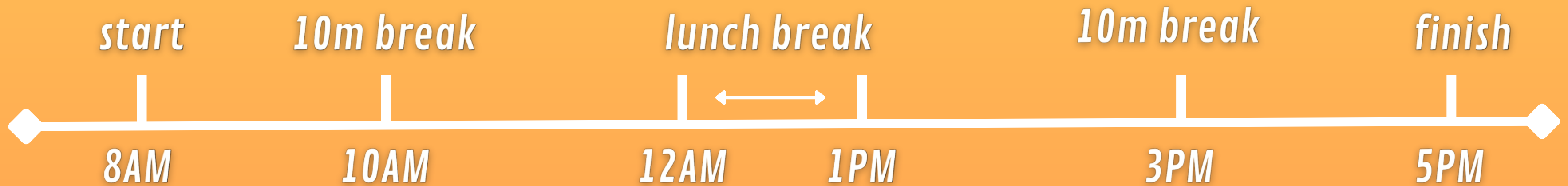
- *protective hat / cap*
- *Sunscreen and insect repellent*
- *Sunglasses*

In Winter as the weather gets quite cold in Wakayama you should bring :

- *Ice warm jacket (if possible water-resistant due to field work)*
- *Fleece jacket*
- *Gloves, scarf and hat*



THE WORK ④




*This schedule changes during the hot summer months; interns start work at 7AM but have 2 hours of lunch break**



THE WORK ④

There are 3 main jobs that the interns will experience during their stay :

PACKING



*Fruit quality inspection
Fruit sorting
Packaging fruit to ready for sale
Preparing and boxing internet orders*

PARLOUR



*Preparing dishes
Serving customers and taking orders
Preparing drinks and helping with the dishes*

FARMING



*Fruit picking
Fruit maintenance, e.g. planting, fertilizing,
irrigation, fruit thinning, etc.
Farm maintenance, e.g. repairs, mowing, etc.*



THE WORK ④

Jobs and tasks vary season-to-season and day-to-day.

There is also, depending on the schedule of the company and your own, a possibility to work in the office. The work will consist in many different tasks : translation (in your mother tongue or English), data entry, managing social media, blogging...etc

If there is an event we are participating in which arises during your internship, then you may also be out and about in the community manning one of our stalls.

If you have a certain division you are more interested in or any project you would like to do, please inform us and we would try to arrange your schedule.



DAY-OFF ⑤

Interns get 8 days off each month that they can arrange however you want :

ex:

5 work days – 2 days off

3 work days – 1 day off – 2 work days – 1 day off

etc...

Regarding independent travel we can be flexible with the internship program. If you would like to do some travel while interning at Kannonyama, that is no problem (within reason). These days will not count towards your days off so long as you are not staying at the company house on those days. However, please give us some notice so we are aware.



INSURANCE & VISA



MISCELLANEOUS

6

Interns are required to have travel insurance arranged prior to commencing their internship and must be covered for the duration of their stay. We advise you to look into options independently, to find the level of insurance that suits you.

For most countries, Japan offers tourist visas that last up to 90 days. Interns will need to contact the Japanese Consulate in their respective countries for more information. For those wishing to stay longer than 90 days, it may be necessary to apply and obtain an appropriate visa (e.g. Working-Holiday visa).



TRAIN STATION



MISCELLANEOUS

6

All stations in Kinokawa (where you will live) are run by the JR Wakayama line, this line runs West-East from Wakayama city to the city of Oji in Nara prefecture. Nate station (名手駅) is the closest to the house.

For travel Kinokawa has 5 train stations they are (From East to West):

Nate (名手駅) Kokawa (粉河駅) Kii-Nagata (紀伊長田駅) Shimoisaka (下井阪駅) and Uchita (打田駅).

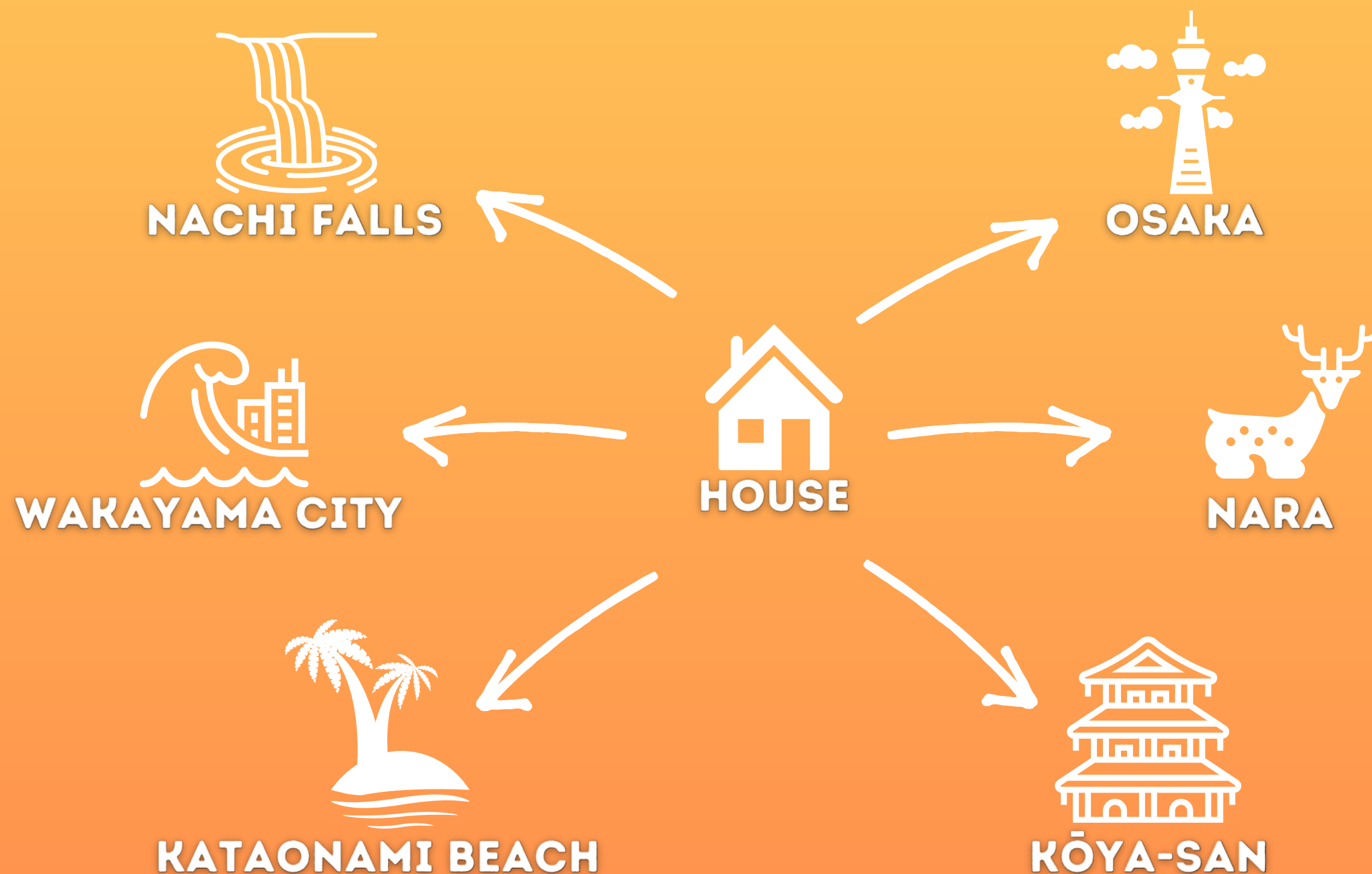
Unless you have a Suica or IC card to automatically pay for train tickets you will have to buy one at a Kiosk located in the station. If you are taking a direct train, only buy a ticket to the station you are going to. If you are transferring trains only buy a ticket to the transfer station, then once you arrive, buy a ticket to the new station.



DAY-OFF TRIPS

MISCELLANEOUS

⑥





DAY-OFF TRIPS

MISCELLANEOUS ⑥

WAKAYAMA CITY

Wakayama City is the Capital and largest city of Wakayama prefecture, home to 40% of the prefecture's population this large city's Castles, historic shrines, famous Marina City and its proximity to Kinokawa make for an excellent day trip.



*See the view from atop
Wakayama Castle!!*


*Try the fresh sushi in
Marina City!!*



*Visit the dolls at the
Awajima Jinja Shrine!!*

ACCESS

Nate Station (名手駅)



Wakayama Station (和歌山駅)



DAY-OFF TRIPS

MISCELLANEOUS ⑥

OSAKA

Osaka is the second biggest city in Japan with a population of over 19 million and is easily accessible from Wakayama. A bustling city, Osaka offers plenty of sights to see and activities to do.

Visit Osaka's famous castle



Eat delicious food from the gourmet city!



Go discover Universal Studio Japan!




ACCESS

Nate Station (名手駅)



Hashimoto Station (橋本駅)



Namba Station (なんば駅)



DAY-OFF TRIPS

MISCELLANEOUS ⑥

KOYA-SAN

Mount Kōya (高野山) is a mountaintop monastery known as the birthplace of Shingon Buddhism. It is one of Japan's most sacred places and is listed as a UNESCO World Heritage Site. With the largest graveyard in Japan and the mausoleum of Kobo Daishi, Kōya-san has something to behold for believers and non-believers alike.




ACCESS

Nate Station (名手駅)



Hashimoto Station (橋本駅)



Gokurabashi Station (極楽橋駅)



Koyasan Station (高野山駅)



DAY-OFF TRIPS


MISCELLANEOUS

6

NARA

Explore Japan's history and culture in Nara. This ancient city is home to three World Heritage sites, and due to its historical importance (being a former capital city of Japan) the city remains full of cultural treasures, including some of Japan's oldest and largest temples.

Come pet the deer at Nara's Park!



Visit Todai-ji one of the most famous temple in Japan!



Japans largest bronze statue of Bouddha

ACCESS

Nate Station (名手駅)



Ōji Station (王子駅)



Nara Station (奈良駅)



DAY-OFF TRIPS

MISCELLANEOUS ⑥

KATAONAMI BEACH

One of the most beautiful beaches in Japan ! This 1200-meter long wide and picturesque coastal zone, covered with well-groomed white sand and washed by the blue-green waters of the Pacific Ocean.

*Come have a rest
during your day-offs !*




ACCESS

Nate Station (名手駅)



Wakayama Station (和歌山駅)

Bus



Wakaura Stop



DAY-OFF TRIPS

MISCELLANEOUS

6

NACHI FALLS

From the wellspring within an evergreen primeval forest, Nachi Waterfall is Japan's tallest waterfall, with an uninterrupted drop of 133 meters. At the base of the waterfall, you can visit the observation deck for 300 yen. For another 100 yen you can taste the pure waterfall water, which is said to grant good fortune and long life.



ACCESS

Nate Station (名手駅)



Wakayama Station (和歌山駅)



Kii-Katsuura Station

Bus



Nachi-no-Taki-mae



NEED ANY MORE INFORMATIONS ?

YOU CAN CONTACT US ON :



info@kannonyama.net



Kannonyama_international



Kannonyama Fruit Garden in Japan



Kannonyama Fruits Garden



Kannonyama_int

